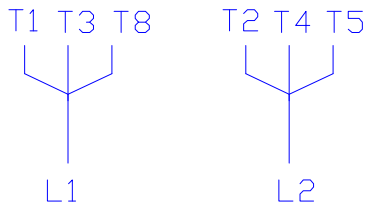



1 PHASE MOTORS

115V



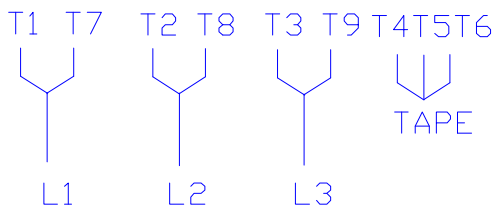
230V



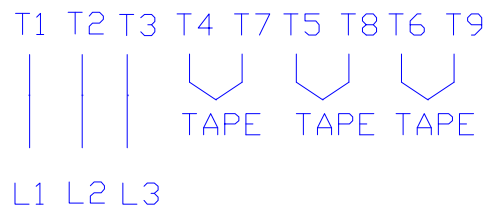
C.C.W. ROTATION FACING LEAD END, INTERCHANGE T5&T8 FOR C.W.

3 PHASE MOTORS

208-230V



460V



CONNECT LEAD L1-L2-L3 TO LINE. TO REVERSE ROTATION INTERCHANGE ANY TWO LINE LEAD.